

Purchasing Managers Index of Puerto Rico Manufacturing

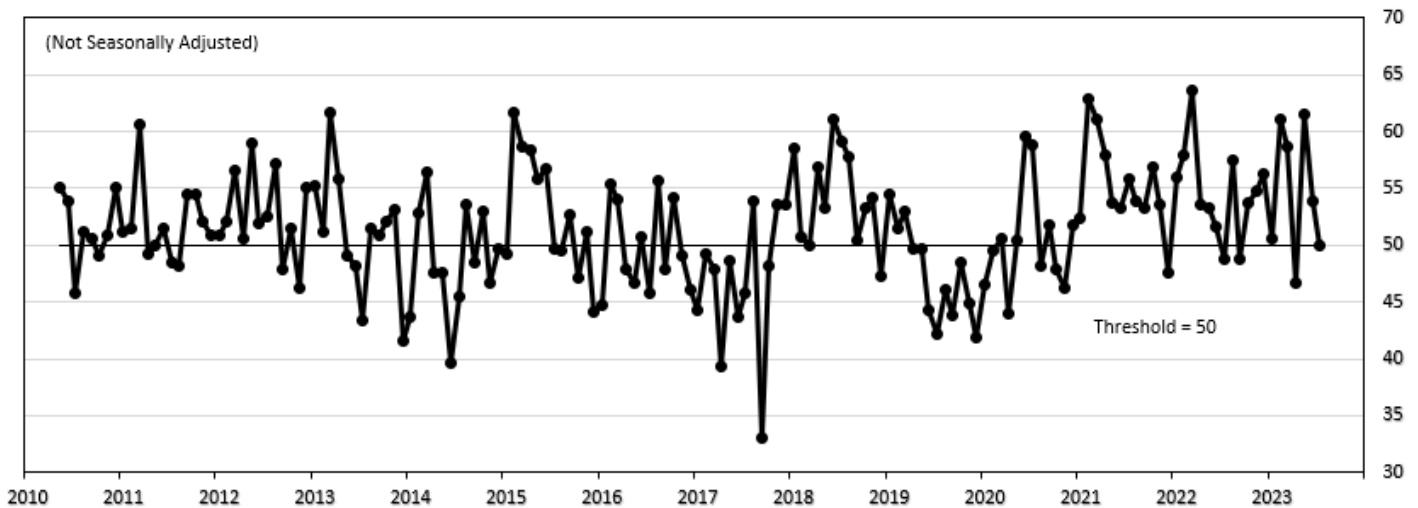
JULY 2023



PUERTO RICO MANUFACTURING PMI DECREASED TO 50.0 IN JULY

The Purchasing Managers Index (PMI) for Puerto Rico's manufacturing sector is a collaborative effort between the Puerto Rico Manufacturers Association and the Puerto Rico Institute of Statistics. On a Non-Seasonally Adjusted (NSA) basis, the Purchasing Managers Index (PMI) for Puerto Rico's manufacturing sector decreased to 50.0 in July 2023. A reading of 50 suggests that business conditions remained the same in the manufacturing sector with respect to the previous month. Own Inventories, Production and Employment sub-indexes decreased with respect to the previous month. In a supplemental survey of manufacturing establishments, the biggest challenges faced by companies during the past month were: in operations (suppliers deliveries 20%, shortage of raw material 7%, costs 7%, maintenance and repair of machinery and equipment 7%, lead times 7%), human resources (employment 40%, absenteeism 20%, turnover 20%), and utilities (high energy costs 13%, unreliable utilities 7%). The Puerto Rico Manufacturing-Purchasing Managers Index (PRM-PMI) has been at or above the threshold level in 99 of the 158 months since the survey was first undertaken. The PRM-PMI is currently available only on a Non- Seasonally Adjusted (NSA) basis which means that seasonal fluctuations can affect its performance.

Puerto Rico Manufacturing – Purchasing Managers' Index (PRM-PMI)



Puerto Rico Manufacturing – Purchasing Managers' Index (NSA): July 2023

	Better	Same	Worse	Index		
Órdenes nuevas	16.7	66.6	16.7	50.0	Same	New orders
Producción	11.1	55.6	33.3	38.9	Slower	Production
Empleo	0	94.4	5.6	47.2	Slower	Employment
Entregas de suplidores	22.2	66.7	11.1	55.6	Slower	Supplier deliveries
Inventarios de su empresa	27.8	61.1	11.1	58.3	Higher	Own inventories
Puerto Rico Manufacturing – Purchasing Managers Index (NSA)				50.0	Same	

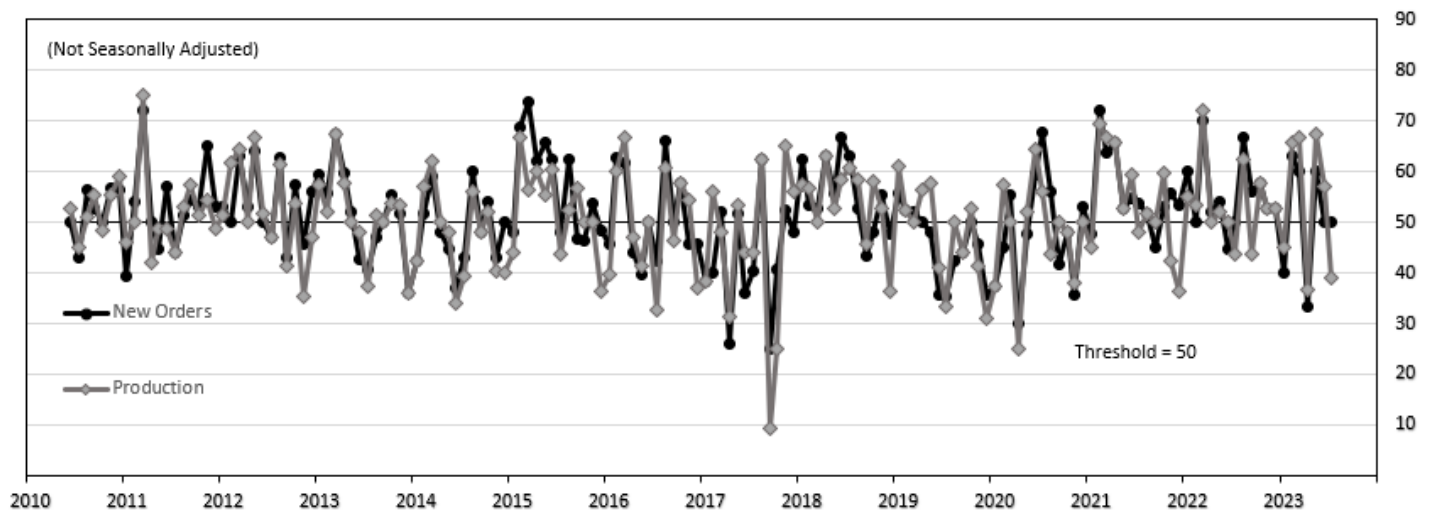
Note: Not Seasonally Adjusted (NSA)

New Orders

In July, the New Orders PMI (NSA) remained the same (50.0) with respect to the previous month, staying at or above threshold for three consecutive months. A reading at 50 suggests that on a Non-Seasonally Adjusted (NSA) basis, new orders at manufacturing establishments in July were the same as in June.

Production

The Production PMI (NSA) decreased to 38.9 in July, after being above the threshold for two consecutive months. A reading below 50 indicates that on a Non-Seasonally Adjusted (NSA) basis, manufacturing production in July was lower than in June.

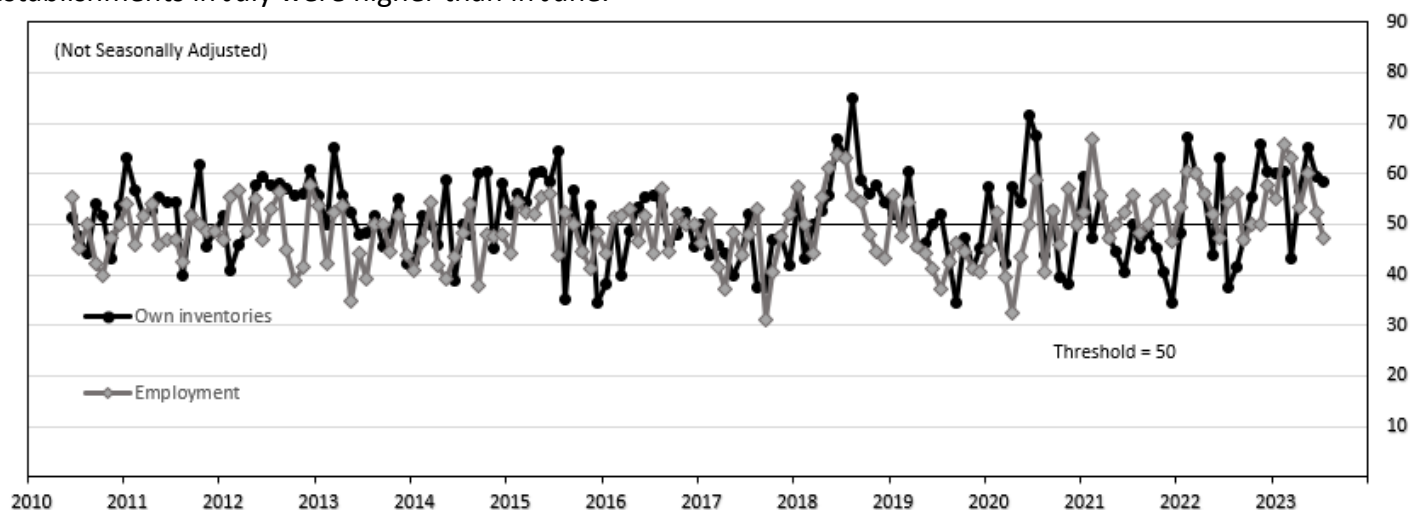


Employment

In July, the Employment PMI (NSA) decreased to 47.2, after being at or above the threshold for nine consecutive months. A reading below 50 suggests that on a Non-Seasonally Adjusted (NSA) basis, manufacturing employment in July was lower than in June.

Own Inventories

In July, the Own Inventories PMI (NSA) decreased to 58.3, staying above threshold for four consecutive months. A reading above 50 indicates that on a Non-Seasonally Adjusted (NSA) basis, inventories in manufacturing establishments in July were higher than in June.



Supplier Deliveries

The Supplier Deliveries PMI (NSA) increased to 55.6 in July, staying at or above the threshold for nine consecutive months. A reading above the threshold of 50 indicates that on a Non-Seasonally Adjusted (NSA) basis, the speed of supplier deliveries in July was lower than in June.



Methodological note

The Puerto Rico Manufacturing-Purchasing Managers Index (PRM-PMI) is the result of a collaborative project between the Puerto Rico Manufacturers Association and the Puerto Rico Institute of Statistics. The PRM-PMI measures short-run business conditions in Puerto Rico's manufacturing sector and provides a broad-based metric for the productive side of Puerto Rico's economy. It is currently in a testing phase to ensure a reliable methodology. The methodology is similar to PMI surveys conducted elsewhere. The survey questionnaire is available at <https://estadisticas.pr/encuestas/puerto-rico-manufacturing>. The participants include manufacturing establishments with 50 or more employees with membership in the Puerto Rico Manufacturers Association. Currently, results are presented on a Non-Seasonally Adjusted (NSA) basis. In the future, with sufficient data points, a seasonally adjusted version of the PRM-PMI will be prepared, which will smooth away the influence of any seasonal fluctuations.

The PRM-PMI is calculated as the simple average of 5 sub-indexes, representing different business conditions in manufacturing establishments: New Orders PMI, Production PMI, Employment PMI, Supplier Deliveries PMI, Own Inventories PMI. The sub-indexes are computed using a diffusion index methodology. Specifically, for any given month with respect to the previous month, participants are asked to answer whether the business condition of the establishment: (1) improved, (2) remained the same, or (3) deteriorated. Diffusion indexes are calculated as the percentage of responses that indicate the business condition improved plus half of the percentage of responses that indicate the business condition remained the same. Responses that indicate the business condition deteriorated are not taken into account in calculating diffusion indexes. The survey also includes questions on other business conditions. The diffusion indexes that correspond to these questions are currently under evaluation.

This report was prepared by the staff of the Puerto Rico Institute of Statistics and has not been evaluated by the Board of Directors of the Puerto Rico Institute of Statistics. The information contained in this report need not reflect the official opinion of the Board of Directors of the Puerto Rico Institute of Statistics. No warranty, express or implied, is attached to these figures. While the figures are compiled with professional care, no representations about appropriateness, accuracy, or suitability for specific applications are made.

Contact information

Contact person: Dr. Ronald Hernández Maldonado, Statistical Project Manager; Leyda Inés Soto López, Statistical Project Assistant
Addresses: Physical – 57 Quisqueya St., Suite 2000, San Juan, PR 00917; Postal – P.O. Box 195484, San Juan, PR 00919
Telephones: Direct – (787) 819-0730; E-mail – ronald.hernandez@estadisticas.pr ; leyda.soto@estadisticas.pr

To obtain a copy of this report

(1) Visit <https://estadisticas.pr/encuestas/puerto-rico-manufacturing>, (2) write your request at <https://preguntas.estadisticas.pr/>, (3) call (787) 819-0730, (4) mail your request to the Puerto Rico Institute of Statistics, P.O. Box 195484, San Juan, PR 00919, or (5) visit the offices of the Puerto Rico Institute of Statistics at 57 Quisqueya St., Suite 2000, San Juan, PR 00917, between the hours of 8:00 a.m. and 5:30 p.m. The report is available on paper and in the following electronic formats: pdf and Microsoft Excel. The report is free.

Publication calendar

The monthly PRM-PMI report is published at 10:00 a.m. on the first business day of the month. In specific, the table below shows the expected publication dates of the PRM-PMI report during calendar year 2023:

Reference month	Publication date
Nov-22	January 10, 2023
Dec-22	February 2, 2023
Jan-23	March 2, 2023
Feb-23	April 3, 2023
Mar-23	May 1, 2023
Apr-23	June 1, 2023

Reference month	Publication date
May-23	July 6, 2023
Jun-23	August 2, 2023
Jul-23	September 6, 2023
Aug-23	October 2, 2023
Sep-23	November 2, 2023
Oct-23	December 4, 2023